

Financial Presentation

*Qatar Oman Investment Co.
FIRST QUARTER - 2023*

AGENDA

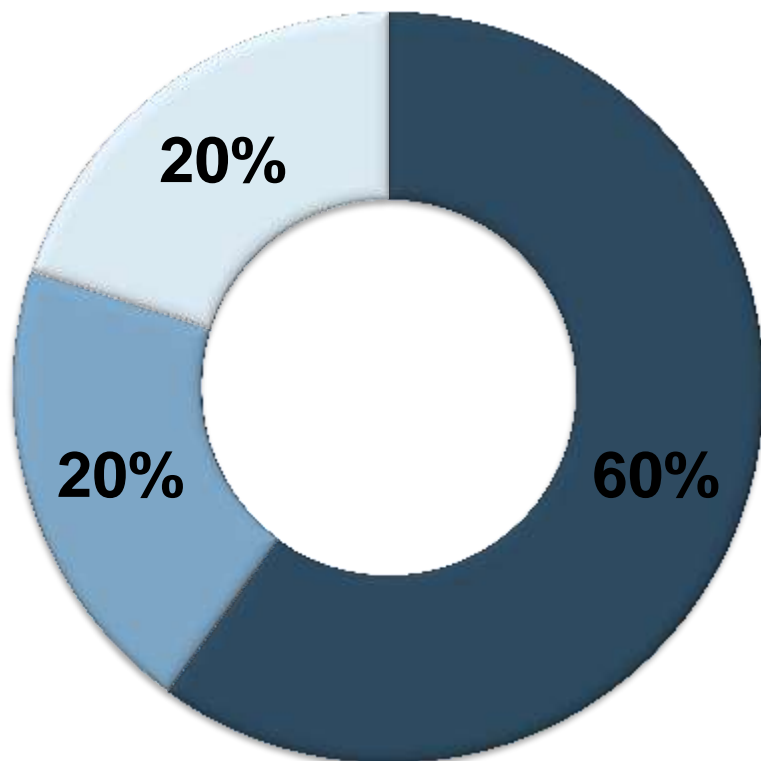
- **VISION & MISSION**
- **CAPITAL STRUCTURE**
- **FINANCIAL HIGHLIGHTS**
- **INCOME STATEMENT**
- **BALANCE SHEET**
- **INVESTMENTS**
- **DIVIDEND PROFILE**
- **FIVE YEARS FIGURES**
- **BOARD OF DIRECTORS**



VISION & MISSION

- Qatar Oman Investment Company (QOIS) aims at investing its funds in all types of investment opportunities available in the State of Qatar and the Sultanate of Oman based on a sound business ground in order to maximize the **shareholders'** returns and to contribute to the economic, commercial and social development in both countries.
- The **Company's** core function is to Find investment opportunities in the State of Qatar and the Sultanate of Oman as well as to hold a distinctive position in the market so as to make attractive investment prospects available in association with its partners, governments and investors in both countries..

CAPITAL STRUCTURE



- Public shares 60 %
- Government of Qatar 20 %
- Government of Oman 20 %

Qatar and Oman Investment Co. was established between the government of Qatar and the government of the Sultanate of Oman in 2006 at 20 % for each of them and the rest (60 %) for public subscription, Until 31/03/2020 two governments maintained their percentage.

The capital is worth QR 315,000,000. Distributed to "315,000,000" ordinary shares, each share valued at 1 Qatari Riyal.

FINANCIAL HIGHLIGHT (Mar. 2023)

Net Profit

4.55

Million

Net Profit

1.45

Percent (%)
Of Capital

Total Assets

325.8

Million

Total Equity

249.4

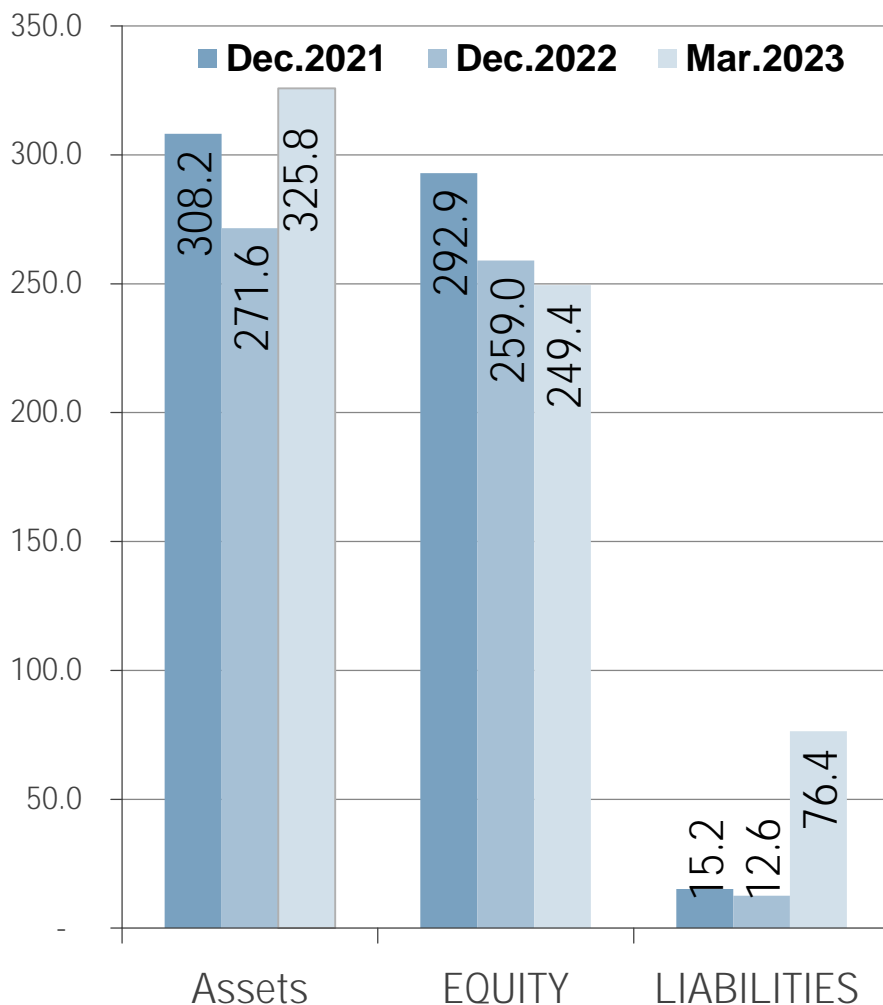
Million

Total Liabilities

76.4

Million

FINANCIAL HIGHLIGHT (Mar. 2023)



Assets

Total Assets Increased by % 19.93 from QR 271.61 Million on Dec, 22 to QR 325.76 on Mar, 23.

Equity

Total Equity Decreased by (% 3.71) from QR 259.00 Million on Dec, 22 to QR 249.41 on Mar, 23

Liabilities

Total Liabilities Increased by % 505.54 from QR 12.61 Million on Dec, 22 to QR 76.35 on Mar, 23.

INCOME STATEMENT

	For The Three Months Ended	
	31, March 2023	31, March 2022
	Unaudited	Unaudited
	QR.	QR.
Investment and interest income	5,164,185	3,836,265
Rental income from investment property	613,500	526,500
Net investment and interest income	5,777,685	4,362,765
General and administrative expenses	(1,352,572)	(1,176,793)
Depreciation	(1,944)	(9,799)
Total expenses	(1,354,516)	(1,186,592)
Other income	129,512	125,198
Net profit for the period	4,552,681	3,301,371
Earnings per share	0.014	0.010

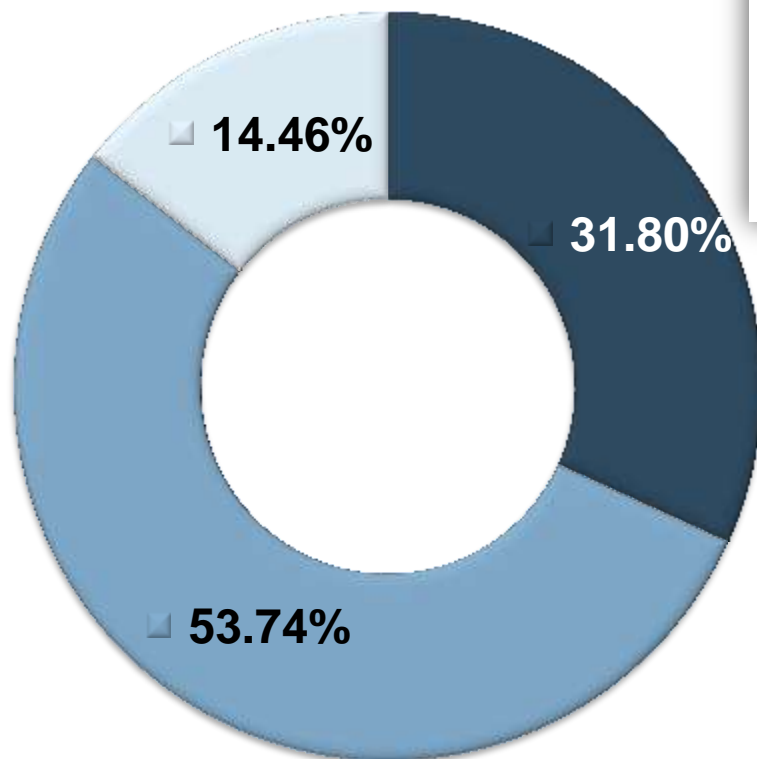
BALANCE SHEET

	31 March 2023 Unaudited	31 December 2022 Audited
	QR.	QR.
ASSETS		
Current Assets		
Cash and bank balances	25,419,084	21,701,507
Prepayments and other debit balances	3,116,472	1,075,146
Financial assets at fair value through profit and loss	24,732,071	5,518,057
	53,267,627	28,294,710
Non-Current Assets		
Financial assets at fair value through OCI	144,678,279	115,503,519
Investments in Associates	78,998,853	78,998,853
Investment properties	48,801,000	48,801,000
Property and equipment	13,056	15,000
	272,491,188	243,318,372
Total Assets	325,758,815	271,613,082

BALANCE SHEET Continued ..

	31 March 2023 Unaudited	31 December 2022 Audited
	QR.	QR.
LIABILITIES AND SHAREHOLDERS' EQUITY		
Current Liabilities		
Accruals and other credit balances	74,426,992	10,718,129
Non-Current Liabilities		
Employees' end of service benefits	1,923,576	1,890,488
Total Liabilities	76,350,568	12,608,617
Shareholders' Equity		
Capital	315,000,000	315,000,000
Legal reserve	22,920,184	22,920,184
Fair value reserve	(92,743,002)	(78,590,861)
Retained earnings	4,231,065	(324,858)
Total Shareholders' Equity	249,408,247	259,004,465
Total Liabilities and Shareholders' Equity	325,758,815	271,613,082

INVESTMENTS



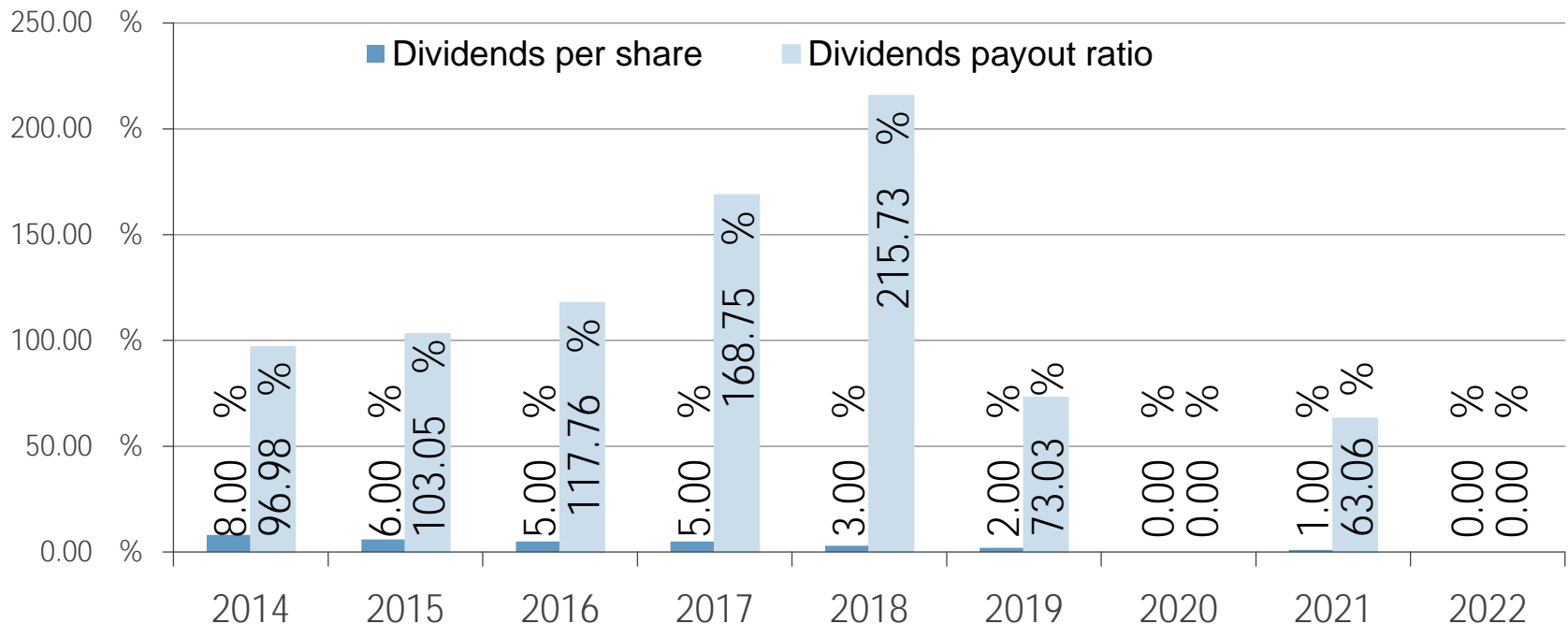
Category	Amt (m)	
Investments in Associates	QR	79.0
Quoted investments	QR	133.5
Unquoted investments	QR	35.9
Grand Total	QR	248.4

- Investments in Associates | % 31.80
- Quoted investments | % 53.74
- Unquoted investments | % 14.46

DIVIDEND PROFILE

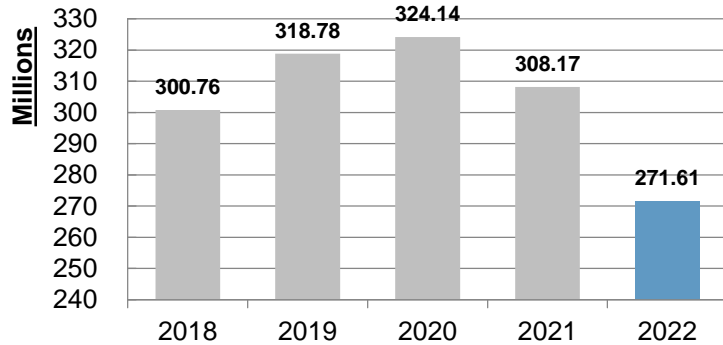
The Company held its Annual General Meeting for the FY 2022 on 21 March 2023, during which it approved that no cash and the dividend will be transferred to retained earnings for the next year (FY 2021 on 5 April 2022 : cash dividend of QR 3.15 million representing QR 0.01 per share).

* Historically the dividend trend has been as follows:

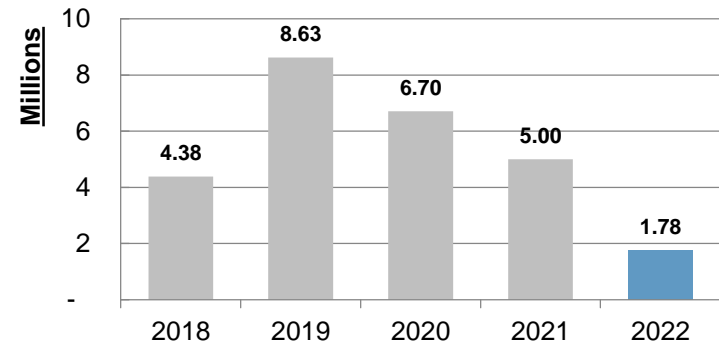


FIVE YEARS FIGURES

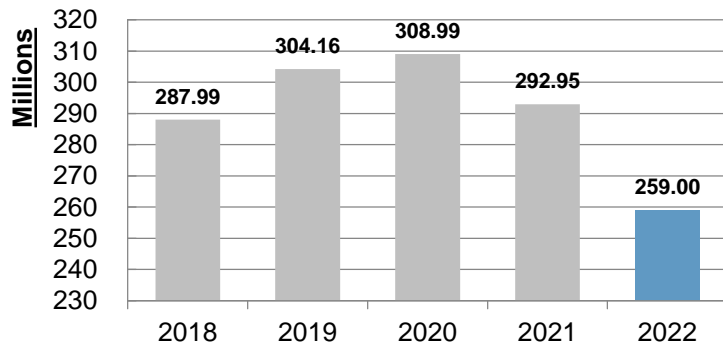
Total Assets



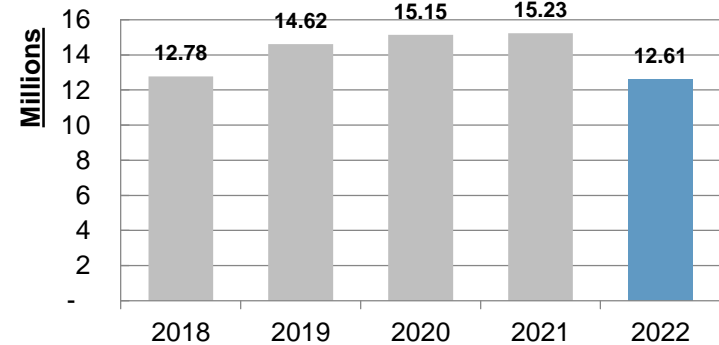
Net Profit



Total Shareholders Equity



Total Liabilities



BOARD OF DIRECTORS



**SHEIKH/
ABDULRAHMAN
BIN MOHD. JABOR
AL-THANI**

Chairman



**SAUD
BIN NASSER
AL-SHUKAILI**

Vice Chairman



**ABDULHADI
BIN TREHEEB
AL-SHAHWANI**

Board member
Investment Committee
Remuneration Committee



**KHAMIS
BIN MUBARAK
AL-KIYUMI**

Board member
Investment Committee
Remuneration Committee

BOARD OF DIRECTORS

Continued ..



**ABDULRAZAQ
BIN MOHAMED
AL-SIDDIQI**

**Board member
Audit Committee
Investment Committee**



**ABDULLA
BIN ALI
AL-ABDULLA**

**Board member
Audit Committee**



**ABDULRAHMAN
BIN ABDULLA
AL-ANSARI**

**Board member
Investment Committee
Remuneration Committee**



**AHMAD
BIN A.KHALIQ
AL-GHAMDI**

**Board member
Audit Committee
Investment Committee**

THANK YOU

Ahmed Wahba 

0974 44914 886 

A.esam@Qatar-oamn.com 

www.qatar-oamn.com 