

Financial Presentation

*Qatar Oman Investment Co.
FIRST QUARTER - 2022*

AGENDA

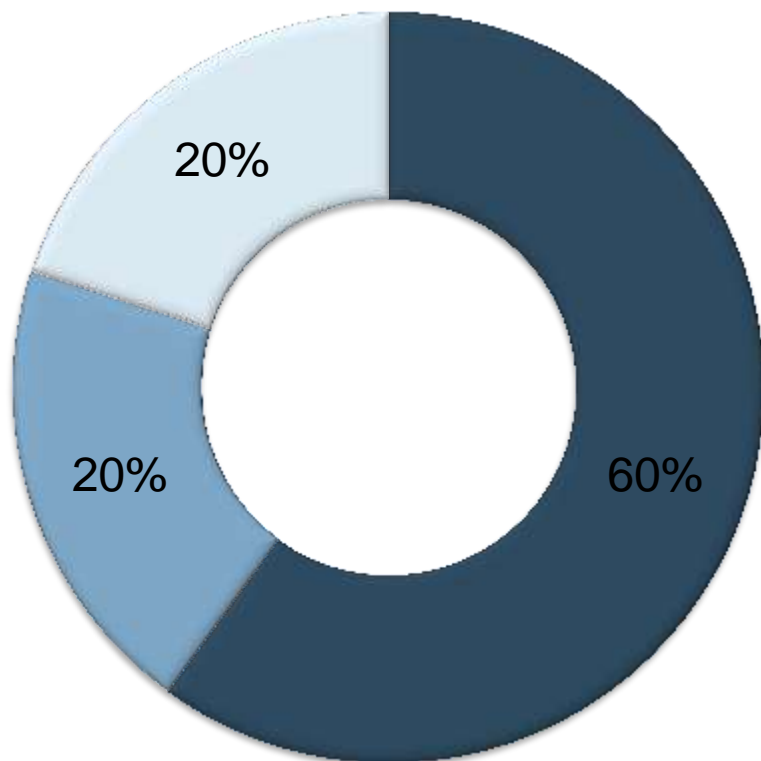
- **VISION & MISSION**
- **CAPITAL STRUCTURE**
- **FINANCIAL HIGHLIGHTS**
- **INCOME STATEMENT**
- **BALANCE SHEET**
- **INVESTMENTS**
- **DIVIDEND PROFILE**
- **FIVE YEARS FIGURES**
- **BOARD OF DIRECTORS**



VISION & MISSION

- Qatar Oman Investment Company (QOIS) aims at investing its funds in all types of investment opportunities available in the State of Qatar and the Sultanate of Oman based on a sound business ground in order to maximize the **shareholders'** returns and to contribute to the economic, commercial and social development in both countries.
- The **Company's** core function is to Find investment opportunities in the State of Qatar and the Sultanate of Oman as well as to hold a distinctive position in the market so as to make attractive investment prospects available in association with its partners, governments and investors in both countries..

CAPITAL STRUCTURE



- Public shares 60 %
- Government of Qatar 20 %
- Government of Oman 20 %

Qatar and Oman Investment Co. was established between the government of Qatar and the government of the Sultanate of Oman in 2006 at 20 % for each of them and the rest (60 %) for public subscription, Until 31/03/2020 two governments maintained their percentage.

The capital is worth QR 315,000,000. Distributed to "315,000,000" ordinary shares, each share valued at 1 Qatari Riyal.

FINANCIAL HIGHLIGHT (Mar. 2022)

Net Profit

3.30

Million

Net Profit

1.05

Percent (%)
Of Capital

Total Assets

302.4

Million

Total Equity

285.9

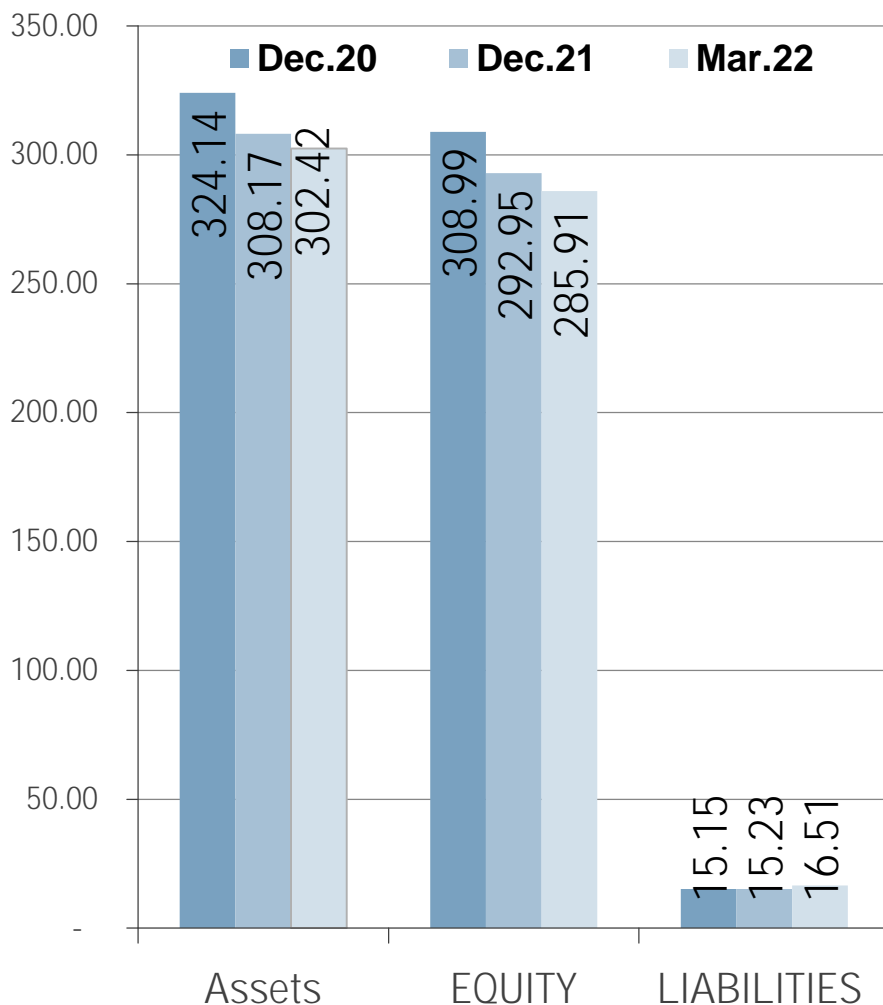
Million

Total Liabilities

16.5

Million

FINANCIAL HIGHLIGHT (Mar. 2022)



Assets

Total Assets Decreased by (% 1.87) from QR 308.17 Million on Dec, 21 to QR 302.42 on Mar, 22

Equity

Total Equity Decreased by (% 2.40) from QR 292.95 Million on Dec, 21 to QR 285.91 on Mar, 22

Liabilities

Total Liabilities Increased by % 8.44 from QR 15.23 Million on Dec, 21 to QR 16.51 on Mar, 22 , in addition, the majority of those liabilities belong to dividends not claimed by the shareholders from the bank.

INCOME STATEMENT

	<i>For The Three Months Ended</i>	
	31 March 2022	31 March 2021
	Unaudited	Unaudited
	QR.	QR.
Investment and interest income	3,836,265	6,554,132
Rental income from investment property	526,500	404,500
Net investment and interest income	4,362,765	6,958,632
General and administrative expenses	(1,176,793)	(1,299,042)
Depreciation	(9,799)	(6,106)
Total expenses	(1,186,592)	(1,305,148)
Other income	125,198	128,685
Net profit for the period	3,301,371	5,782,169
Earnings per share	0.010	0.018

BALANCE SHEET

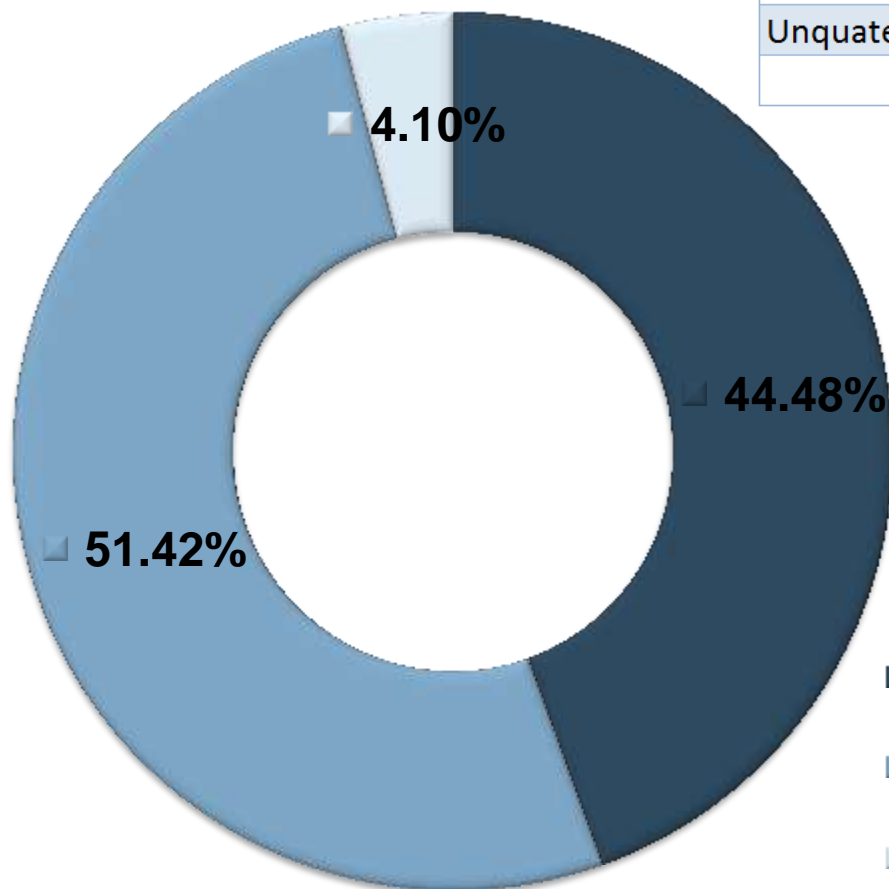
	31 March 2022 Unaudited QR.	31 December 2021 Audited QR.
ASSETS		
Current Assets		
Cash and bank balances	27,521,995	25,590,614
Prepayments and other debit balances	3,009,241	497,297
Financial assets at fair value through profit and loss	7,779,358	29,354,954
	38,310,594	55,442,865
Non-Current Assets		
Financial assets at fair value through OCI	131,510,928	120,128,611
Investments in Associates	83,776,557	83,776,557
Investment properties	48,804,044	48,804,044
Property and equipment	20,952	22,902
	264,112,481	252,732,114
Total Assets	302,423,075	308,174,979

BALANCE SHEET Continued ..

	31 March 2022 Unaudited QR.	31 December 2021 Audited QR.
LIABILITIES AND SHAREHOLDERS' EQUITY		
Current Liabilities		
Accruals and other credit balances	14,723,560	13,471,717
Non-Current Liabilities		
Employees' end of service benefits	1,788,476	1,755,485
Total Liabilities	16,512,036	15,227,201
Shareholders' Equity		
Capital	315,000,000	315,000,000
Legal reserve	22,742,593	22,742,593
Fair value reserve	(60,895,669)	(50,557,561)
Retained earnings	9,064,115	5,762,745
Total Shareholders' Equity	285,911,039	292,947,777
Total Liabilities and Shareholders' Equity	302,423,075	308,174,979

INVESTMENTS

Category	Amt (m)	
Investments in Associates	QR	111.14
Quoted investments	QR	128.46
Unquoted investments	QR	10.25
Grand Total	QR	249.85

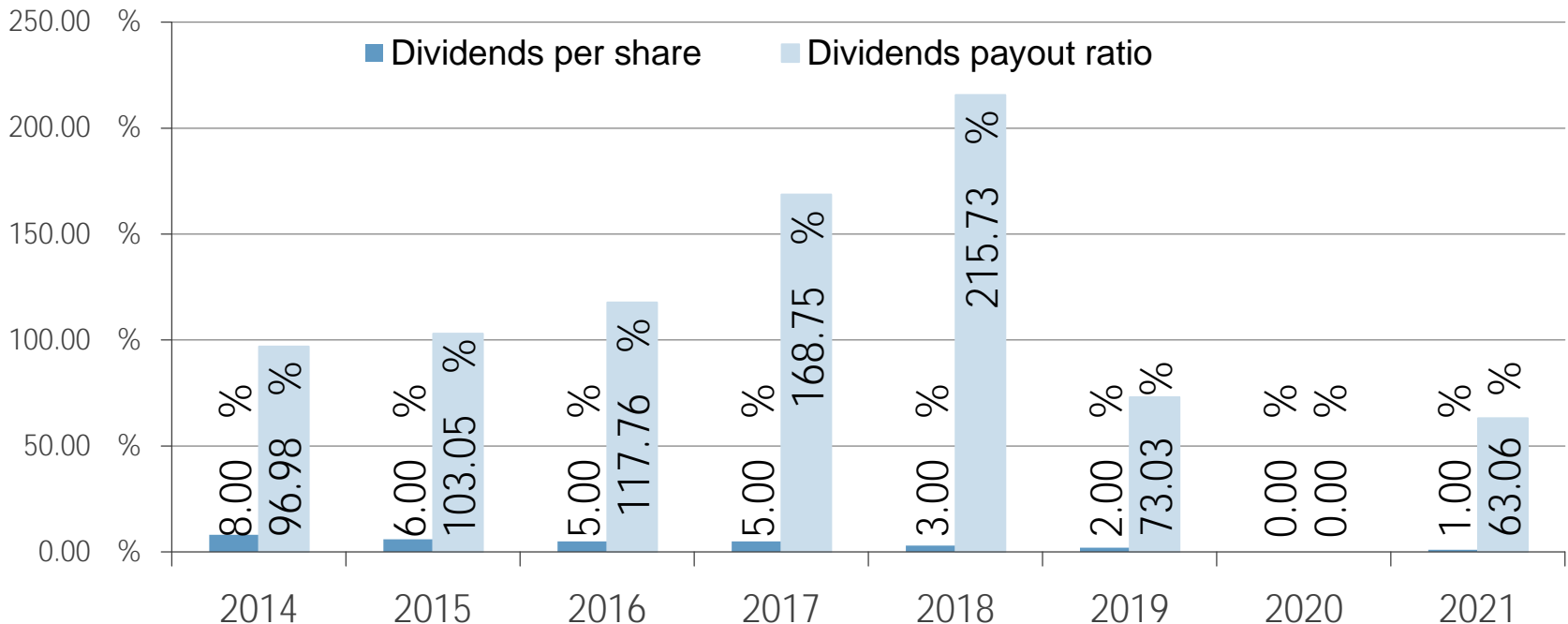


- Investments in Associates | % 44.48
- Quoted investments | % 51.42
- Unquoted investments | % 4.10

DIVIDEND PROFILE

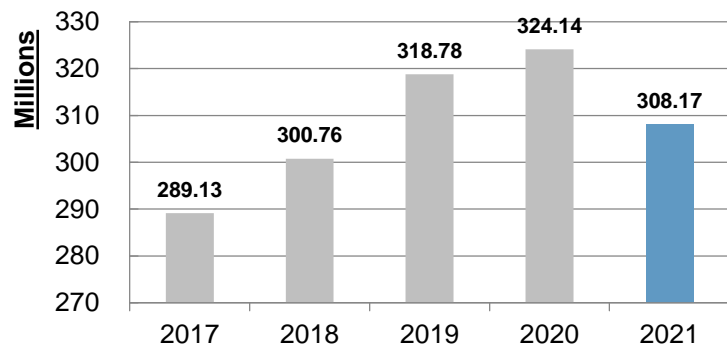
The Company held its Annual General Meeting on 5 April 2022, during which it approved a 1 % cash dividend amounting to QR 3.15 million representing QR 0.01 per share (7 April 2021 : NO cash dividend).

* Historically the dividend trend has been as follows:

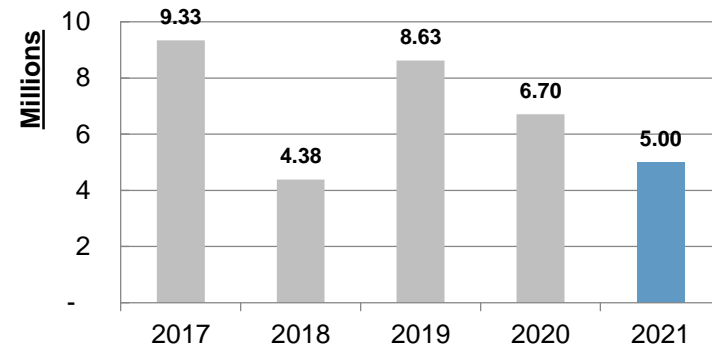


FIVE YEARS FIGURES

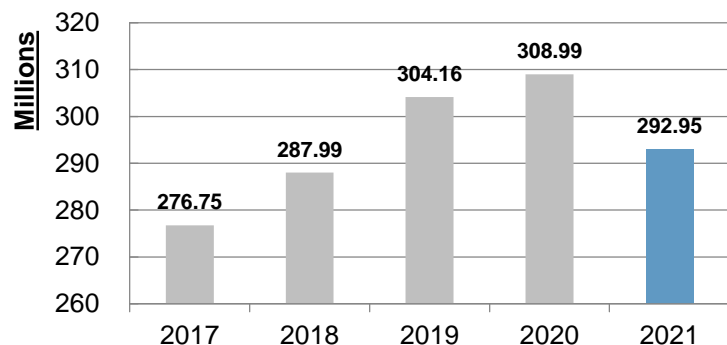
Total Assets



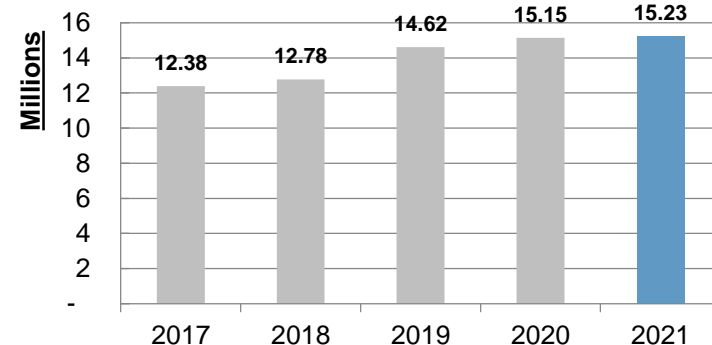
Net Profit



Total Shareholders Equity



Total Liabilities



BOARD OF DIRECTORS



**SHEIKH/
ABDULRAHMAN
BIN MOHD. JABOR
AL-THANI**

Chairman



**SAUD
BIN NASSER
AL-SHUKAILI**

Vice Chairman



**ABDULHADI
BIN TREHEEB
AL-SHAHWANI**

Board member



**KHAMIS
BIN MUBARAK
AL-KIYUMI**

Board member

BOARD OF DIRECTORS

Continued ..



**ABDULRAZAQ
BIN MOHAMED
AL-SIDDIQI**

Board member



**ABDULLA
BIN ALI
AL-ABDULLA**

Board member



**ABDULRAHMAN
BIN ABDULLA
AL-ANSARI**

Board member



**AHMAD
BIN A.KHALIQ
AL-GHAMDI**

Board member

THANK YOU

Ahmed Wahba 

0974 44914 886 

A.esam@Qatar-oamn.com 

www.qatar-oamn.com 